

# Dr Fluu™

**Dr. Fluu™ Electric Nasal Aspirator user guide.  
(Keep instructions for future reference)**

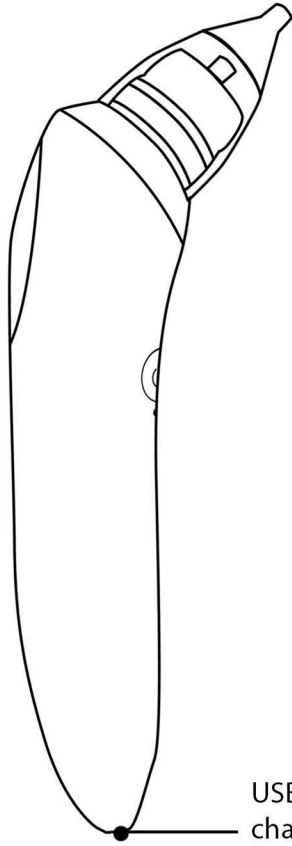


Scan me!

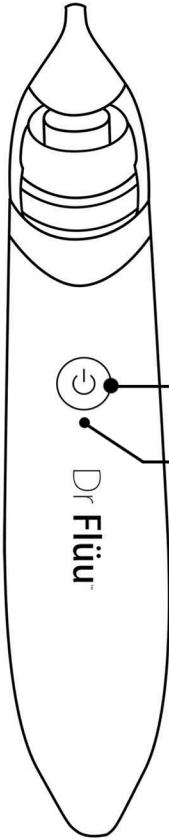
# Dr. Fluu™ Electric Nasal Aspirator user guide.

## Whats in the box?

Dr. Fluu™ Electric Nasal Aspirator unit.



USB charging port



Power button  
( 5 suction stage)

LED indicator

**Red** - Charging

**Green** - Fully charged

**Blue(blinking)**- Operating

### Specifications

Product Width 4.5 cm

Product Height 21 cm



2 silicon tips. (for baby)



2 blackhead/whitehead suction cup.  
(for mommy)




Spare rubber ring



USB cable



Spare protection sponge



## Instruction

1- Fully charge the device first before first time usage. (Charge until green light emerge)

2- Place the silicone tip securely on the main casing.

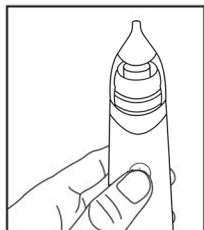
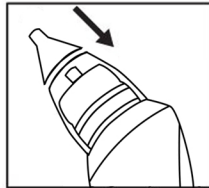
NOTE: Two different silicon tips are included. Choose a tip that fits comfortable with your child's nostril to form a seal.

3. If necessary, spray nasal saline eg. Sterimar® into each nostril to help loosen mucus.

4- Hold baby upright and insert the tip into baby's nose. Do not place tip too deep into baby's nostril or press against the wall of nostril. Place the tip at the outer side of baby's nostril at a 90-degree angle.

5- Press the power button and select suction stage. Start the gentle, steady suction to clear congestion.

6- Release the power button and remove from nostril when you are done.



## Cleaning guide

- Wash all the loose parts ( silicon tip, main casing, mucus collector ) in warm soapy water after each use.

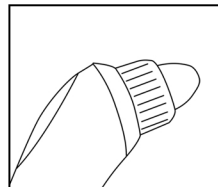
- Dry all parts thoroughly before using again or assembling.

- Clean the base with a soft dry or slightly damp cloth.

NOTE : The base of the aspirator should never be submerged in water or any other liquid. Do not use hot water, microwave or steam sterilize.

## Extra content

Blackhead/whitehead suction mode for mommy's skin.



Take out main casing, silicon tip and mucus collector and replace with blackhead suction cup.

Browse <https://drfluu.com/blackhead-suction-mode/> for more info.



## WARNING

- Dr. Fluu is designed to clean stuffy noses; do not use it in baby's mouth or ears.
- Release suction for every 10 seconds. Continuous suction may cause injury to baby's eardrum.
- Do not insert the silicone tip into the nostril too deeply.
- Do not use Dr. Fluu if there are preexisting wounds, inflammation, or bleeding from the nose.
- Charge using 5V 0.5A power output USB charger. Do not use "fast charging" phone charger.
- Keep the device out of children's reach to prevent small parts and accessories from being swallowed accidentally.
- Dr. Fluu is intended for personal use only. This device is not meant for commercial use.
- Dr. Fluu should always be operated by an adult or used under adult supervision.
- Clean Dr. Fluu before and after use per the instructions provided in the Wash & Care section.
- Dr. Fluu is not a waterproof device, please follow cleaning instructions provided in the Wash & Care section.

## Limited Product Warranty

S&Z Global, the distributor of the Dr. Fluu nasal aspirator, warrants to the original owner of this product that this product is fully functional for a period of one (1) year from the date of the original purchase. If this nasal aspirator fails to function properly when used as directed under normal conditions within one-year period, S&Z Global, will either repair or replace the product, at its option free of charge, when it is returned in its original packaging, postage prepared, with proof of purchase. S&Z Global, will bear the cost of repairing or replacing the product and shipping it back to you. Repair or replacement of the defective item is subject to verification of the malfunction or defect due to normal usage when delivered to:

### **Dr. Fluu. Service Center**

B21-10, Twin Danga, Taman Laguna,  
81200 Johor Bahru, Johor

Note: The warrantor expressly disclaims liability for incidental, consequential, or special damages of any nature. This warranty does not cover ;

- 1) a defect that has been caused by repair or modification by any person other than a Dr. Fluu technician;
- 2) a defect caused by negligence, accident, or misuse of the product;
- 3) a defect caused by incorrect installation of and/or defective batteries;
- 4) battery life; or
- 5) damage resulting from improper operation.

If you have any questions, please contact Dr. Fluu Customer Care at [admin@drfluu.com](mailto:admin@drfluu.com) Mon-Fri from 9:00AM-5:00PM.

The Dr. Fluu nasal aspirator is a personal care product and cannot be returned to the retailer. All exchange and repair requests should be directed to the Customer Care at [admin@drfluu.com](mailto:admin@drfluu.com) Mon-Fri from 9:00AM-5:00PM . No product returns will be accepted without first obtaining a verification from S&Z Global.